Technical data sheet

Cable tray EKS FT 60 SOMY

Item number: 7190308



EKS 60 = extra-heavy cable tray system with 60 mm side height.
Straight connectors should be ordered separately for all the versions.
Magnetic shield insulation without cover 20 dB, with cover 50 dB.

St Steel

FT SO Hot-dip galvanised 85 µm

Master data

Item number	7190308
Type	EKS 645 FT SO
Description 1	Cable tray EKS
Description 2	perforated
Manufacturer	OBO
Dimension	60x450x3000
Colour	zinc
Material	Steel
Surface	Hot-dip galvanised 85 µm
Surface standard	DIN EN ISO 1461
Smallest sales unit	3
Unit of quantity	Metre
Weight	863.667 kg
Weight unit	kg/100 m
CO2 Footprint (GWP) Cradle-to-Gate	24,4739 kg CO2e / 1 Meter

Technical data sheet

Cable tray EKS FT 60 SOMY

Item number: 7190308

Dimensions

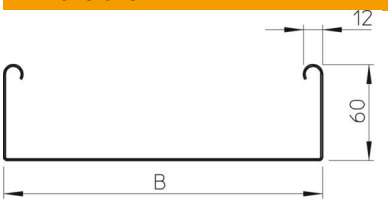

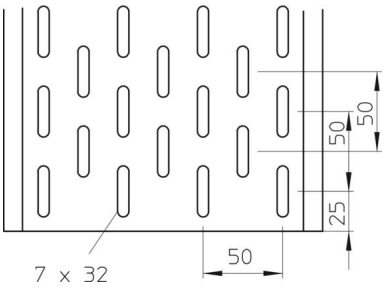

Dimension	60 x 450
Length	3,000 mm
Width	450 mm
Height	60 mm
Plate thickness	2 mm
Dimension B	450 mm

Technical data

Connector version	Without connectors
Mounting system fastening type	Floor Ceiling Wall
Walkable	no
Maintain electrical functions	no
With cover	no
Mounting perforation in base	yes
NATO hole pattern	no
Usable cross-section	268 cm²
Usable cross-section	26800 mm²
ROHS-conformant	yes
Rustproof steel, pickled	no
Side perforation	yes
Wide-span version	no
Load test type according to IEC 61537	Type II
Type of connector, cable support system	Screwed

Loads

Insertable support spacings, min.	1.5 m
Insertable support spacings, max.	3 m
Support spacing 1.5 m	2.1 kN/m
Support spacing 2.0 m	1.35 kN/m
Support spacing 2.5 m	1.15 kN/m
Support spacing 3.0 m	0.9 kN/m

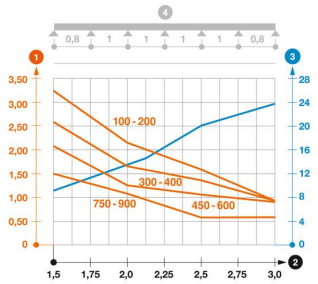

Load diagram, cable tray, type EKS 60

1. Permitted cable tray/ladder load in kN/m without man load
2. Support width in m
3. Rail bend in mm at permitted kN/m
4. Load scheme during testing

— Load curve with cable tray/ladder width in mm

— Strut bend curve according to support width